Name _____ Date _____

More than one part

Reading, writing and shading fractions like three quarters.

1 Learn



The **top number** says how many equal parts we have. The **bottom number** says how many equal parts make the whole.



$\frac{3}{4}$ ← 3 parts shaded ← 4 equal parts

three quarters

Worked example: shade $\frac{2}{5}$ of the bar



1. Look at the bottom number: 5. Check the bar has **5 equal parts**.
2. Look at the top number: 2. Shade **2 parts**.
3. Read it: **two fifths**. 3 parts are left unshaded.

Flip's tip: shade the **top** number of parts. The bottom number is the whole, so you never shade all of those (unless it's the whole thing!).

Warm up: write the fraction that is shaded.



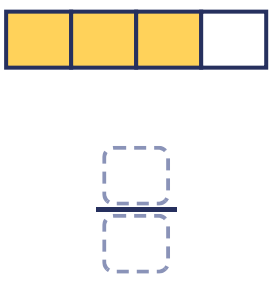



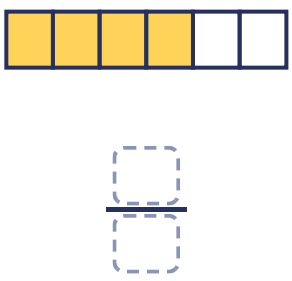

Grown-ups: read fractions aloud together using the names: thirds, quarters, fifths, sixths, eighths, tenths. "Three quarters" is easier to picture than "three over four".

Name _____ Date _____

2 Try it together a child and a grown-up, about 10 minutes



Egg box fractions

You need: an empty egg box (or 6 circles drawn on paper) and some small things, like dried pasta or buttons.

1. Count the cups in the egg box. That's the bottom number: the whole box.
2. The grown-up says a fraction, like $\frac{2}{6}$. The child puts one thing in 2 cups.
3. Now swap: the child fills some cups and the grown-up says the fraction that is full.
4. How many cups are empty? Say that fraction too.
5. Write each go in the table.

Cups altogether	Cups filled	Fraction filled	Fraction empty

Grown-ups: point out that the filled fraction and the empty fraction always add up to the whole box, like $\frac{2}{6}$ filled and $\frac{4}{6}$ empty.

3 Practise

A. Write the fraction that is shaded.

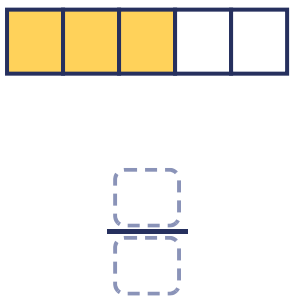







More than one part

Scan to play this chapter in the game

Name _____ Date _____

B. Shade the fraction.

$\frac{3}{4}$ $\frac{2}{6}$

$\frac{4}{5}$ $\frac{5}{8}$

C. What fraction of the cakes have blue icing?



$\frac{\square}{\square}$



$\frac{\square}{\square}$

D. Write each fraction in numbers.

two thirds $\frac{\square}{\square}$

four fifths $\frac{\square}{\square}$

three eighths $\frac{\square}{\square}$

five sixths $\frac{\square}{\square}$

Challenge

Mia was asked to shade $\frac{2}{5}$ of a bar with 5 equal parts. She shaded all 5 parts. Is she right? What should she shade?

_____

_____

_____

I can... Tick when you can.

- ☐ say what the top and bottom numbers mean
- ☐ shade a fraction like $\frac{3}{4}$
- ☐ read and write fractions like two thirds